

ELECTRICAL WIRING MATERIALS

4" SQUARE BOXES
4BX SERIES



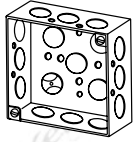
4

ELECTRICAL WIRING MATERIALS

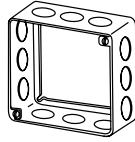


DESCRIPTION

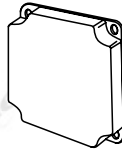
Kele offers a complete line of 4" square boxes.



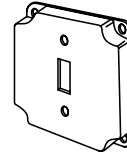
1-1/2" D Square Box



1-1/2" Extension Ring



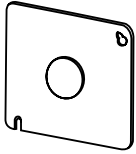
Raised Blank



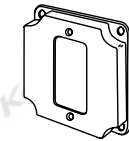
Raised Toggle



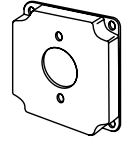
Flat Blank



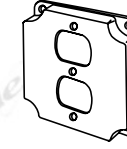
Flat 1/2" KO



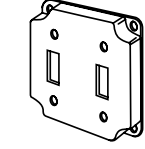
Raised GFCI



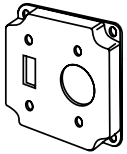
Raised Receptacle



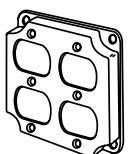
Raised Duplex



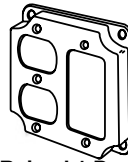
Raised 2 Toggles



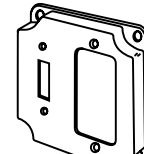
Raised 1 Toggle
1 Receptacle



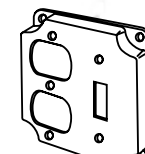
Raised 2 Duplex



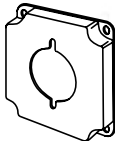
Raised 1 Duplex
1 GFCI



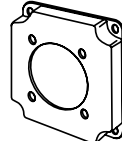
Raised 1 Toggle
1 GFCI



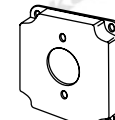
Raised 1 Duplex
1 Toggle



Raised Receptacle
2-9/16" Opening



Raised Receptacle
2-1/2" Opening



Raised Receptacle
1-19/32" Opening

ORDERING INFORMATION

Model	Description	UL FILE E18095 & E2527	Unit Quantity
4BX11212	4" square steel box 1-1/2" deep, 1/2" KO		1 piece
4BX11234	4" square steel box 1-1/2" deep, 1/2" and 3/4" KO		1 piece
4BX112EX	4" square steel extension ring box 1-1/2" deep, 1/2" and 3/4" KO		1 piece
4BX21834	4" square steel box 2-1/8" deep, 1/2" and 3/4" KO		1 piece
4BXCVFBL	4" square steel box cover, flat, blank		1 piece
4BXCVFKO	4" square steel box cover, flat, 1/2" KO		1 piece
4BXCVR2DUP	4" square steel box cover, flat, 1/2" raised, two duplex flush receptacles		1 piece
4BXCVR2TG	4" square steel box cover, flat, 1/2" raised, two toggle switches		1 piece
4BXCVRABL	4" square steel box cover, flat, 1/2" raised, blank		1 piece
4BXCVRADU	4" square steel box cover, flat, 1/2" raised, one duplex flush receptacle		1 piece
4BXCVRADUGF	4" square steel box cover, flat, 1/2" raised, one duplex flush receptacle, one GFCI device		1 piece
4BXCVRAGF	4" square steel box cover, flat, 1/2" raised, one GFCI device		1 piece
4BXCVRASR	4" square steel box cover, flat, 1/2" raised, one single flush receptacle 1-13/32" deep		1 piece
4BXCVRASR1	4" square steel box cover, flat, 1/2" raised, one 30-50A single flush receptacle 2-9/64" dia.		1 piece
4BXCVRASR2	4" square steel box cover, flat, 1/2" raised, one single flush receptacle 2-1/2" dia.		1 piece
4BXCVRASR3	4" square steel box cover, flat, 1/2" raised, 20A twist-lock receptacle 1-19/32" dia.		1 piece
4BXCVRATG	4" square steel box cover, flat, 1/2" raised, one toggle switch		1 piece
4BXCVRATGDU	4" square steel box cover, flat, 1/2" raised, one toggle switch, one duplex flush receptacle		1 piece
4BXCVRATGGF	4" square steel box cover, flat, 1/2" raised, one toggle switch, one GFCI device		1 piece
4BXCVRATGSR	4" square steel box cover, flat, 1/2" raised, one toggle switch, one single flush receptacle		1 piece
4BXPLE112	4" square steel plenum box 1-1/2" deep, 1/2" and 3/4" KO		1 piece
4BXPLE218	4" square steel plenum box 2-1/8" deep, 1/2" and 3/4" KO		1 piece
4BXPLECVBL	4" square steel blank plenum box cover, gasketed, captive screws		1 piece